

Accessing e-journals from off campus: ScienceDirect

Step 1

Go to the Electronic Journals A-to-Z at: <http://atoz.ebsco.com/Home.asp?id=1710>
(You can also find links to the A-to-Z within Blackboard and the University Portal.)

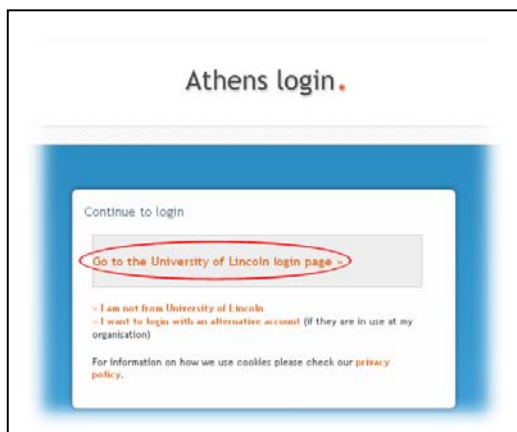
Step 2

Click on the 'Log in' tab.



Step 3

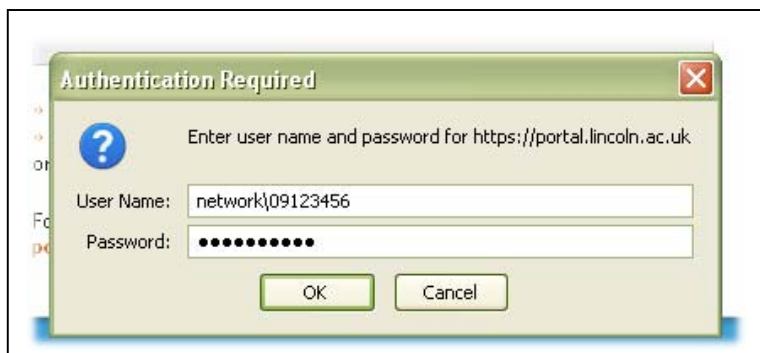
You will be taken to an 'Athens login' page.
Click on the link to 'Go to the University of Lincoln login page'.



Step 4

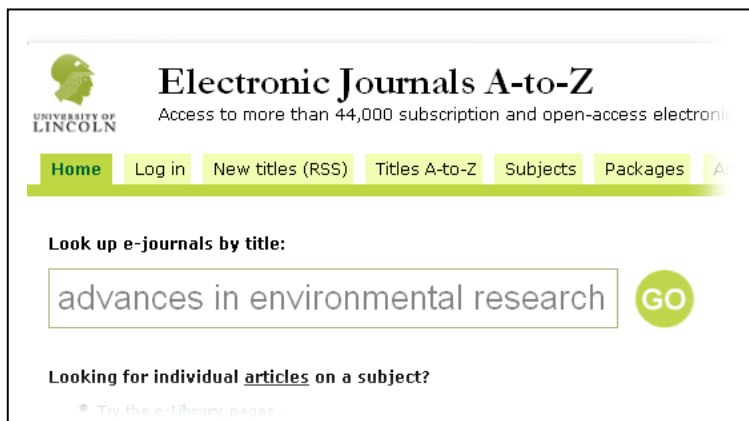
You will see a pop-up login box. Log in using your University login details in the format:

- User Name: **network\accountID** — e.g. network\09123456
- Password: your usual, University computer password



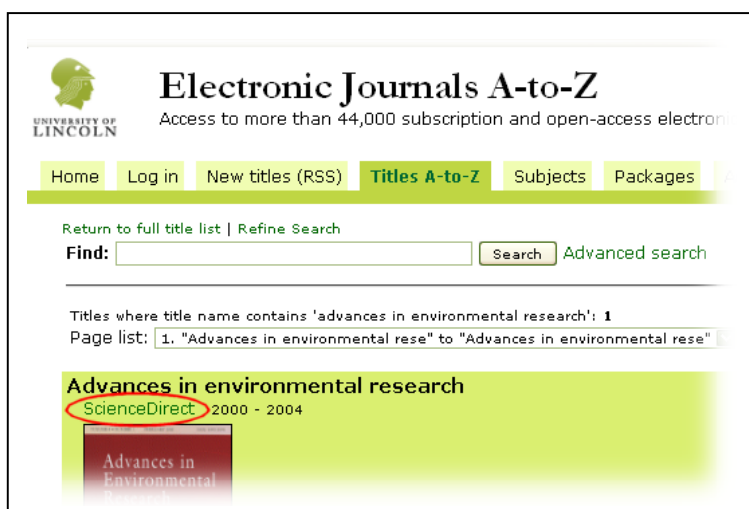
Step 5

You will be taken back to the A-to-Z home page.
Type the name of the journal into the search box and hit 'Go'.
As an example, we have used the journal: *Advances in environmental research*.



Step 6

Within the search results, locate the correct journal.
Underneath the journal title, click on the link to 'ScienceDirect'.




Step 7

A new window will open, and you should see the ScienceDirect page for the journal.
In the top right hand corner of the page, click on 'Login'.




Step 8

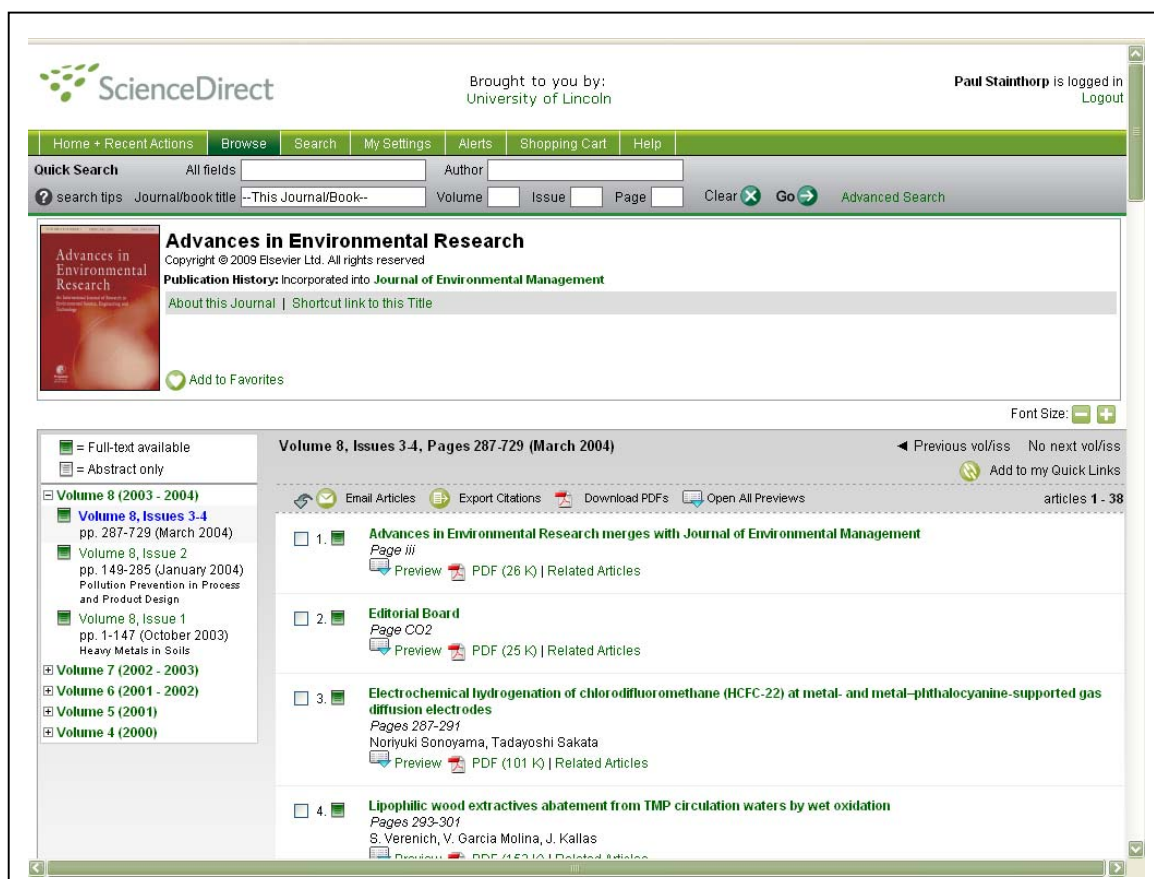
Click on 'Athens Login'.



Step 9

You will be automatically logged in to ScienceDirect, and you will be able to access any journal articles available to University of Lincoln students and staff. Available full-text articles are marked with a green icon: 

N.B. the first time you log in to ScienceDirect, you will have to register your details.



If you have any questions:

- Please contact your Academic Subject Librarian:
<http://visit.lincoln.ac.uk/C8/C12/AcademicSubjectLibrarians/>
- Alternatively, email: athens@lincoln.ac.uk